

Health Services Committee

	<u>Page</u>
Rock Haven	1
Personnel Summary.....	6
Financial Summary.....	8
Administrator's Comments.....	10

CHARTER
ROCK HAVEN

2022

INTRODUCTION

Rock Haven is a 128-bed skilled nursing facility serving the Rock County population. We accept Medicare, Medicare Advantage, Medicaid, private insurances, and private pay.

ROCK HAVEN SERVICES

Rock Haven staff care for residents with a variety of health concerns and acute illnesses requiring skilled medical and nursing care, such as; IV therapy, feeding tubes, tracheotomy care, dialysis, oxygen therapy, wound care, and Physical, Occupational, and Speech therapy. In addition, staff care for residents with dementia, including Alzheimer’s type, as well as chronic mental illness and developmental disabilities.

REGULATORY OVERSIGHT

Wisconsin Administrative Code, Chapter HFS 132, and the CMS Requirements of Participation for nursing homes (Federal regulations) direct the quality of care, quality of life and safety provided in the long-term care setting. In addition, key quality metrics and resources for long-term care including the CMS Quality Measure Reports and the Nursing Home Quality Initiative, are available to guide care improvement activities. Rock Haven is a member of LeadingAge Wisconsin, a statewide membership association that provides tools and resources to assist nonprofit aging service professionals.

ADMINISTRATION

The Senior Management Team includes the Nursing Home Administrator, Director of Nursing, Financial Office Manager, Materials/Environmental Services Manager, Food Service Manager, Facilities Supervisor, and Recreational Therapy Director. As a team, we are committed to reducing Rock Haven’s reliance on the county tax levy by managing in a manner that enables us to use resources efficiently and effectively to attain or maintain the highest practicable physical, mental, and psychosocial well-being of each resident.

The Facility is also committed to Quality Assurance Performance Improvement (QAPI), and will continue to utilize the QAPI program to improve care and services at Rock Haven. The QAPI process includes reviewing, collecting and analyzing data and information daily, monthly, quarterly, and annually to detect trends, including adverse events. A QAPI meeting is held quarterly to address areas of improvement throughout the facility. The Director of Nursing, Infection Control Nurse, and Medical Director are required to attend.

NURSING SERVICES

The nursing department manages the holistic care of 128 residents who reside at Rock Haven. The main function of the nursing department is to provide a patient centered approach in medical, physical, and spiritual support. Multiple programs are in place to facilitate this. Among these programs there are the Nutrition at Risk, Wound Care, Fall, Hydration, Infection Control and Antibiotic Stewardship programs.

The nursing department's Education Nurse ensures nurse competencies in complex nursing techniques such as IV therapy, tracheotomy care, feeding tubes, peritoneal dialysis, wound care, rehabilitative techniques and dementia and/or chronic mental illness.

The nursing department staff identify and address quality issues, implement corrective action plans and use Quality Assurance audits to validate effectiveness. Staff use Quality Measure reports and other data sources to direct and inform quality assurance activities through QAPI.

Rock Haven takes an interdisciplinary team (IDT) approach to providing care for residents. The IDT includes nursing, dietary, activities and social services staff, who offer input and solutions to provide quality of life and safety in a person-centered way. The IDT also works closely with area Hospice providers to deliver comprehensive, compassionate end of life care. The nursing department coordinates interdisciplinary assessments and Person-Centered care planning.

THERAPY SERVICES

Rock Haven's Therapy Department consists of Physical Therapy, Occupational Therapy and Speech Therapy Services. Therapy services are available 7 days per week as clinically needed and offered for inpatient (new admissions and long-term residents) and outpatient services. These services are provided throughout the facility as appropriate for each resident's person-centered plan of care. A therapy gym is available for inpatient and outpatient. The large gym offers private treatment rooms, exercise equipment, parallel

bars, practice stairs, high/low mat and worktables along with access to a wide variety of adaptive equipment and durable medical equipment to meet resident needs.

Therapy staff consist of: a Program Director, one full-time Physical Therapist, two full-time Physical Therapy Assistants, one full-time Speech Therapist, one full-time Occupational Therapist, and one full-time Certified Occupational Therapy Assistant. Each therapist's individual clinical expertise and unique experience offers comprehensive rehab services designed to address the cardiopulmonary, musculoskeletal, neuromuscular, cognitive, communication, swallowing, and functional performance needs of each resident. Therapy staff work closely with the interdisciplinary team members throughout the facility, and regularly attends facility scheduled meetings. Therapy services offered at Rock Haven support an innovative, dynamic culture where ethical and compassionate people work together to achieve clinical excellence.

RECREATIONAL THERAPY

The Recreational Therapy Department provides person centered activities related to large and fine motor skills, arts, crafts, exercise, music, pet therapy, religious events, cooking events, and intergenerational programming. Five groups from area day cares and schools support Rock Haven's intergenerational programming. All Activity Therapy Assistants (ATA) are Certified Nursing Assistants (CNA) and are also certified Dementia Generalists; therefore Rock Haven is recognized by the State as a Music and Memories facility.

The recreational therapy department staff also manage volunteer recruitment, facility programming, and a facility canteen.

FINANCE DEPARTMENT

The Finance Department manages billing and accounting services. Billing services include: billing Medicare A and B, Medicaid, Private Pay and insurance claims. Other billing services include verification of benefits for Medicare B, assist residents and families to maintain eligibility for Medical Assistance, and filing Notification of Death with Medicaid. Accounting services include: provide cashier services including managing resident trust accounts, manage accounts payable, receipts and deposits, post receivables including cash, reconcile account receivable and cash accounts, prepare line item transfers and journal entry corrections, reconcile fixed assets to record additions/deletions, and assist in developing the annual budget.

The Finance Department staff also prepare, compile, and submit month-end reports including quarterly resident trust account statements and annual reports to Medicaid and Medicare.

DIETARY DEPARTMENT

Rock Haven's Food Service department uses a conventional cook/serve method of food preparation. Food service staff plate meals based on the individual preferences of each resident. Residents also have meal choices at point of service. Snacks and additional supplements are always available to residents upon request.

Food is received throughout the week and stored properly under refrigeration, freezer or temperate dry storage. Menu items prepared include entrees of protein, carbohydrates, and seasonal fruit and vegetables. Popular menu items include, meat, poultry, fish, casseroles, and hot and cold sandwiches. A four-week non-selective menu with alternate food choices is used. Menus change quarterly to coordinate with seasonal foods and appetites. All menus are approved by a Registered Dietician (RD). The RD is responsible for the nutritional assessments of all residents and assesses nutritional status and preferences upon admission, quarterly, and with change of resident condition.

All food preparation and service are performed using safe and sanitary food handling practices.

ENVIRONMENTAL SERVICES/ MATERIALS DEPARTMENT

Environmental services and materials staff work closely with nursing, admissions, purchasing, therapy department, maintenance, social services, and food service to assure that all supply and sanitation needs are promptly met.

The environmental services and materials department ensure a safe, clean, comfortable and homelike environment for all residents by maintaining facility wide cleaning and standardizing processes. manage durable medical equipment (DME) including wheelchairs, lift slings, suction machines, tube feeding pumps, t-pumps, wheelchair cushions, pillows, mattresses, bed extension sets, pivot assist bars, shower chairs, bed side commodes, and isolation hampers. Staff also maintain and oversee medical waste removal, light bulb recycling, and pest control services.

Staff participate in facility Quality Assurance Performance Improvement (QAPI) activities. They evaluate, review, and monitor environmental services and materials department operations to make process and quality improvements.

FACILITIES MANAGEMENT - MAINTENANCE

Facilities Management maintains the buildings, grounds, and vehicles to create a pleasant and comfortable physical environment necessary for the delivery of high-quality resident care and safety. Staff are responsible for maintenance services throughout Rock Haven. Maintenance services include keeping spaces, structures and infrastructure in proper operating condition in a routine, scheduled, or anticipated fashion to prevent failure and/or degradation.

Examples of facilities maintenance include general building repair and maintenance, routine interior and exterior painting, maintenance of building life-safety and security alarm systems, HVAC, plumbing, electrical, lighting, backup generator, pest control, grounds care, sidewalks and snow removal.

Facilities Management is active in the facility Safety Committee and the County Safety Committee and strives to meet all applicable provisions of the Life Safety Code.

PERSONNEL SUMMARY

ROCK HAVEN

PERSONNEL - FULL TIME EQUIVALENT

TITLE	2021 CURRENT	2022 ADMIN. REC.	INCREASE/ (DECREASE)
ADMINISTRATION			
Nursing Home Administrator	1.0	1.0	0.0
SUBTOTAL	1.0	1.0	0.0
ENVIRONMENTAL SERVICES			
Environmental Services Worker	13.5	14.5	1.0
SUBTOTAL	13.5	14.5	1.0
MATERIALS			
Materials & Environmental Services Manager	1.0	1.0	0.0
Central Supply Clerk	2.0	2.0	0.0
Administrative Assistant	1.0	1.0	0.0
Beautician	0.6	0.6	0.0
SUBTOTAL	4.6	4.6	0.0
FOOD SERVICES			
Food Service Manager	1.0	1.0	0.0
Assistant Food Service Manager	0.8	0.8	0.0
Food Service Supervisor	3.0	3.0	0.0
Cook	5.4	5.4	0.0
Food Service Worker	9.4	9.4	0.0
SUBTOTAL	19.6	19.6	0.0
NURSING ADMINISTRATION			
Nursing Staff Coordinator	1.5	1.5	0.0
Administrative Secretary	1.0	1.0	0.0
Unit Clerk Coordinator	2.0	2.0	0.0
SUBTOTAL	4.5	4.5	0.0

ROCK HAVEN

PERSONNEL - FULL TIME EQUIVALENT

TITLE	2021 CURRENT	2022 ADMIN. REC.	INCREASE/ (DECREASE)
NURSING SERVICES			
Director of Nursing	1.0	1.0	0.0
Assistant Director of Nursing	1.0	1.0	0.0
Nurse Manager	2.0	2.0	0.0
Nursing Supervisor	4.2	4.2	
Nurse Practitioner	1.0	1.0	0.0
MDS Nurse	2.0	2.0	0.0
Admissions Coordinator	1.0	1.0	0.0
Registered Nurse	18.8	18.8	0.0
Licensed Practical Nurse	12.2	12.2	0.0
Certified Nursing Assistant	77.3	77.3	0.0
SUBTOTAL	120.5	120.5	0.0
PROGRAM SERVICES			
Activity Director	1.0	1.0	0.0
Master Social Worker	2.0	2.0	0.0
Activity Therapy Assistant	6.6	6.6	0.0
SUBTOTAL	9.6	9.6	0.0
FINANCE			
Financial Office Manager	1.0	1.0	0.0
Account Specialist	3.0	3.0	0.0
Medical Records Technician	0.0	1.0	1.0
SUBTOTAL	4.0	5.0	1.0
TOTAL	177.3	179.3	2.0

FINANCIAL SUMMARY

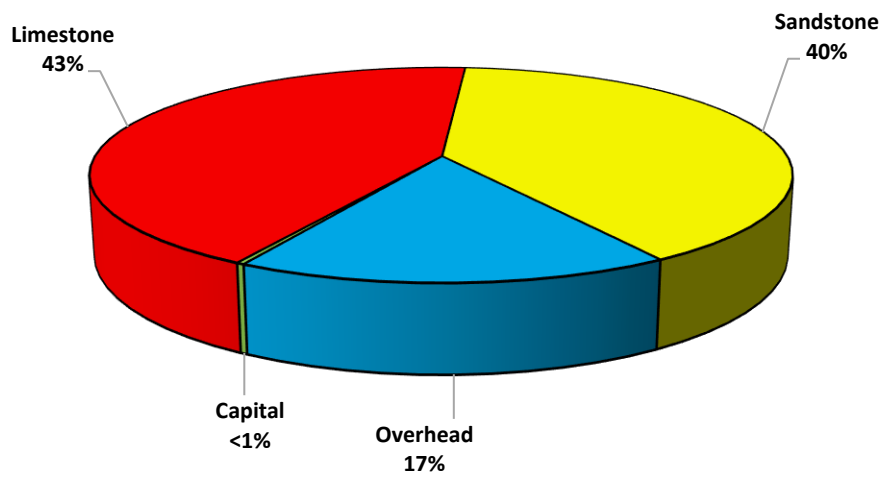
ROCK HAVEN

2022

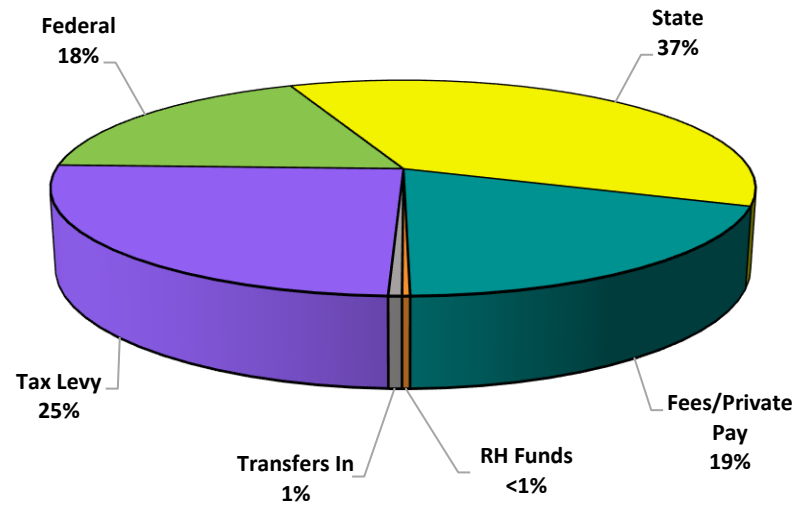
<u>REVENUES</u>	<u>DEPARTMENT REQUEST</u>	<u>ADMINISTRATOR'S RECOMMENDATION</u>
Federal/State	\$0	\$0
Intergovernmental	9,527,798	9,527,798
Contributions	2,108	2,108
Fund Balance Applied	0	0
Transfers In	90,635	90,635
Deferred Financing	0	0
Sales Tax	0	0
Fees/ Other	3,316,961	3,316,961
Total Revenues	<u>\$12,937,502</u>	<u>\$12,937,502</u>
<u>EXPENDITURES</u>	<u>DEPARTMENT REQUEST</u>	<u>ADMINISTRATOR'S RECOMMENDATION</u>
Salaries	\$9,240,226	\$9,192,703
Fringe Benefits	4,485,866	4,462,281
Operational	3,593,847	3,536,599
Capital Outlay	52,941	52,941
Allocation of Services	0	0
Total Expenditures	<u>\$17,372,880</u>	<u>\$17,244,524</u>
<u>PROPERTY TAX LEVY</u>	\$4,435,378	\$4,307,022

2022 BUDGET ROCK HAVEN

EXPENDITURES BY PROGRAM



REVENUES BY SOURCE



ADMINISTRATOR'S COMMENTS

ROCK HAVEN

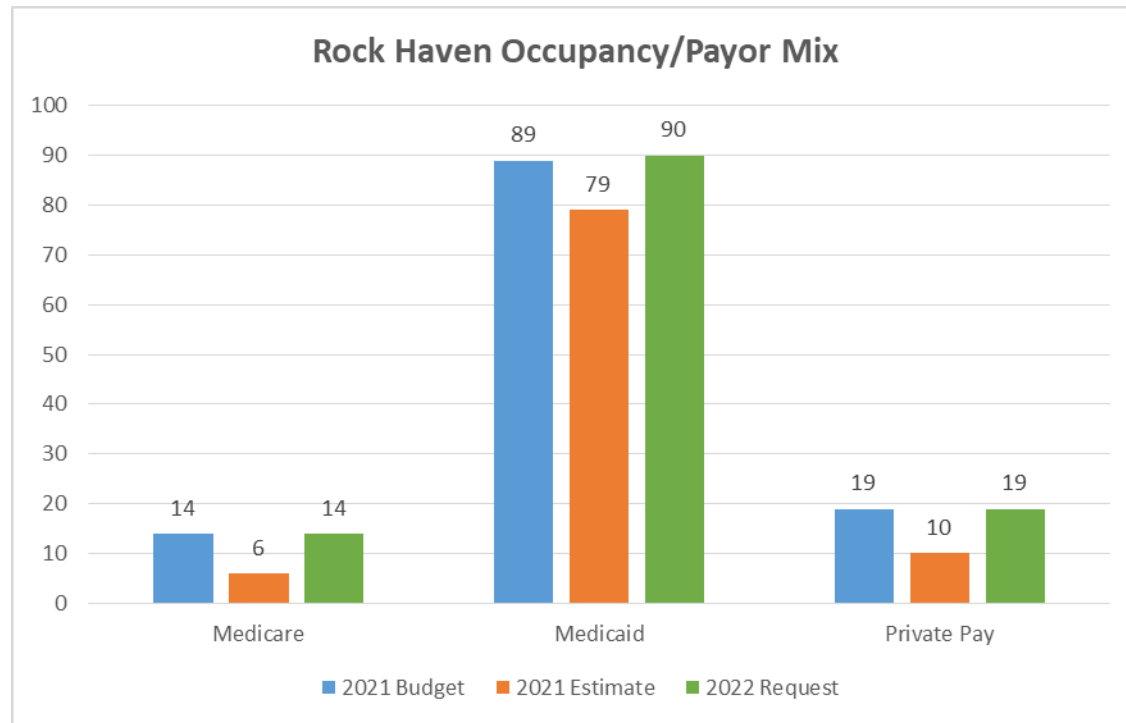
2022

Budget Highlights

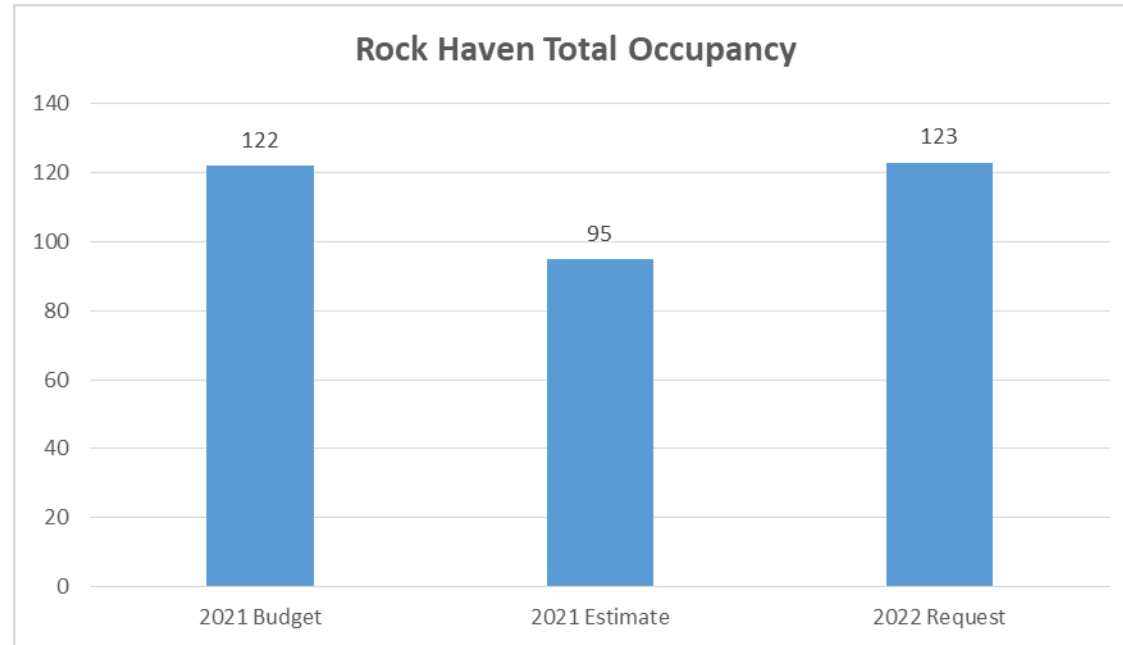
COVID-19 has significantly affected Rock Haven operations in 2020 and 2021. Increased expenditures for personal protective equipment and testing supplies were largely covered by federal and state grants, but revenues are under budget significantly due to freezing admissions for much of the year. Uncertainty remains about the ongoing effects of COVID-19 and whether additional federal and state sources will be available in 2022 to address those effects.

Revenue

- Rock Haven's revenue stream is dependent on the resident mix of the 128-bed facility (i.e., payor status and census).
- Payment source has a substantial financial impact on Rock Haven:
 - Medical Assistance (Medicaid) is estimated in 2022 to reimburse care at a rate of \$193.09 per day, which represents about 49% of actual costs. Medical Assistance revenue is budgeted at \$5,273,329, an increase of \$397,738 or 8.2% over the prior year.
 - Medicare is estimated to reimburse care at a rate of \$478.68 per day, which is higher than the average cost of care, due to overall higher acuity rates for some Medicare-funded residents. Total Medicare revenue is budgeted at \$2,446,055, a decrease of \$68,372 or 2.7% over the prior year.
 - Private pay rate (for individuals paying for their own care) will increase to \$315 effective February 1, 2022, up from \$311. Total Private Pay revenue is budgeted at \$3,292,161, a decrease of \$63,531 or 1.9% over the prior year.



- Estimated average daily census in 2021 is 95, which is 27 residents below the budgeted average daily census of 122 due to freezing admissions early in the pandemic response. The resident mix is listed below:
 - Medicaid average daily population of 79 residents.
 - Private pay average daily population of 10 residents.
 - Medicare average daily population of 6 residents.



- The 2022 resident mix takes into account an average daily census of 123, one more than the 2021 budget, as detailed below:
 - 90 Medicaid, one more than budgeted in 2021.
 - 19 private pay, no change from budgeted in 2021.
 - 14 Medicare, no change from budgeted in 2021.
- Intergovernmental Transfer revenue of \$1,452,700 is an increase of \$66,717 or 4.8% from the 2021 budgeted amount due to changes in the estimated Medical Assistance census. The Intergovernmental Transfer Program, which has been in place for many years, is intended to help cover losses created by the low reimbursement rate in the Medical Assistance program.

- Transfer In revenue accounts for the monies needed to pay the department's debt service on the building. A refinancing of the facility debt service that reduced the balance of the bond interest payments by over \$1.5 million was approved by the County Board. Consequently, Transfer In will decrease from \$645,702 in 2021 to \$90,635 in 2022, a savings of \$555,067.
- In 2018, working capital (fund balance) was \$2.43 million. Due to a variety of factors such as low census and low reimbursement rates, working capital (fund balance) is estimated to be approximately \$300,000 at 12/31/2021. This dramatic drop in reserves poses a significant challenge for the department. No fund balance is budgeted in 2022.

Expenditures

- Rock Haven is reviewing the way in which it provides medical and on-call physician services to residents. There are no substantive changes to the budgeted costs for these services in 2022 as the current medical director model of contracting for services will be continued in 2022. This means that no funds are budgeted to hire a Nurse Practitioner as a County employee in 2022, although the position remains authorized if a change to the medical director model should warrant it in the future.
- Software Purchase is budgeted at \$12,954, which will purchase a shift scheduling application – OnShift Software. This software will assist the scheduling of nursing staff.
- In 2021, the department has been challenged with recruiting and retaining staff, which resulted in a resolution approved by the County Board to provide additional compensation and incentives to Rock Haven staff, improving recruitment activities, and investigating the work environment. This initiative cost \$297,539, which was incorporated into the 2022 budget. Also increasing costs in 2022 is the \$15 per hour minimum wage, which affected several positions.
- Based on historical trends, adjustments were made to the Regular Wages and Overtime to more accurately reflect projected needs.
- Terminals & PCs is budgeted at \$18,796 and includes:
 - Its Never Too Late devices (2 units \$7,999 = \$15,998). These devices provide therapeutic and socialization enhancements to residents' daily living activities.
 - iPad (2 units x \$1,399 = \$2,798) for the Nursing Home Administrator and Unit Clerk.

- The following capital purchase requests amounting to \$34,145 are recommended:
 - Bottom-Freezer Refrigerator (Stainless Steel) (\$1,200) - The refrigerator is for the corner store. This unit will replace the existing unit which has broken shelves, so the items always fall out and occasionally push the door open.
 - Carex Overbed Tables (100 units x \$90.64 each = \$9,064) - Replacing the worn out wooden bedside tables that are in each resident's room.
 - Mattress Powered Alternating Pressure self-adjusting air & foam perimeter & pump (3 units at \$995 each = \$2,985) - This purchase is needed for 3 Bariatric beds. This mattress includes a pump for alternating air pressure.
 - Bladder Scanner Prime Plus (\$11,245). Additional scanner, printer, and cart for Limestone section.
 - Upright Vacuum Cleaners (7 units x \$ 392.99 each = \$2,751) to replace worn out vacuum cleaners.
 - Adjustable Beds (4 units x \$1,725 each = \$6,900) - This purchase is needed for residents that need a wider/longer bed.

Personnel

- Rock Haven is requesting to create 2.0 FTE Environmental Service Worker positions (1258, PR 28) at a cost of \$142,216. The request is based upon higher COVID-related cleaning practices, and the need to fill vacant shifts due to a more experienced workforce that has more benefit time available. Due to competing priorities in the budget, I recommend creating 1.0 FTE Environmental Service Worker at a cost of \$71,108.
- Rock Haven is requesting to create a 1.0 FTE Medical Records Technician (2489, PR 1a) at a cost of \$65,166 and is recommended. The Human Services Department has for many years managed Rock Haven's medical records. With the implementation of an electronic health records system at Rock Haven several years ago and the increasing demand for reporting to state and federal agencies, the two departments have agreed to transfer this position to Rock Haven's budget. This position is currently vacant, making this an ideal time to make the transition. As this cost was already charged back to Rock Haven from the Human Services Department, there is no effect on Rock Haven's budget.

Summary

- The recommended tax levy for Rock Haven is \$4,307,022, which is an increase of \$111,728 or 2.7% over the prior year.

**ROCK COUNTY, WISCONSIN
P02 - 2022 BUDGET REPORT**

HS HEALTH SERVICES
32 ROCK HAVEN

Org Key and Description	2019	2020	2021	Actual As of	12/31/2021	2022	2022	County
<u>Object Code and Description</u>	<u>Actual</u>	<u>Actual</u>	<u>Budget</u>	<u>6/30/2021</u>	<u>Estimate</u>	<u>Department Request</u>	<u>Admin Recommends</u>	<u>Board Approved</u>
3250 ROCK HAVEN								
Revenues:								
4220 State Aid	0	139,497	0	0	0	0	0	0
4410 Miscellaneous Fees	429	39	1,495	0	39	0	0	0
4431 Private Pay	3,611,735	2,868,772	3,355,692	1,085,147	2,418,960	3,292,161	3,292,161	0
4480 Rents & Commissions	843	517	760	228	456	500	500	0
4500 Intergov Charges-Federal	8,410,328	8,243,891	9,020,729	3,456,543	8,032,242	9,527,798	9,527,798	0
4640 Fund Balance	0	0	297,539	0	375,577	0	0	0
4690 Misc General Revenue	19,012	829,718	18,000	10,175	19,366	24,300	24,300	0
4700 Transfer In	0	0	685,702	0	633,711	90,635	90,635	0
Total Revenues	12,042,347	12,082,434	13,379,917	4,552,093	11,480,351	12,935,394	12,935,394	0
Expenditures:								
6110 Productive Wages	7,490,681	6,730,078	8,276,514	3,021,716	7,073,442	8,236,103	8,188,580	0
6111 Sick Leave Pay	228,175	314,647	0	146,568	0	0	0	0
6112 Vacation Pay	433,811	422,109	0	193,902	0	0	0	0
6113 Holiday Pay	271,940	264,423	0	111,378	0	0	0	0
6114 Lump Sum Payouts	90,067	104,549	0	60,156	0	0	0	0
6116 Other Wages	42,031	148,105	0	36,522	0	0	0	0
6121 Overtime Wages-Productive	1,051,959	1,063,270	567,700	601,599	1,125,553	1,000,500	1,000,500	0
6122 Overtime Wages-Comp	38,100	25,410	0	582	0	0	0	0
6130 Per Diems	4,240	3,581	3,639	2,000	4,158	3,623	3,623	0
6140 FICA	672,908	678,873	677,574	310,533	573,440	706,600	702,964	0
6150 Retirement	549,840	566,148	597,856	252,470	465,430	600,379	597,290	0
6160 Insurance Benefits	2,535,377	2,235,535	3,038,232	2,979,702	3,038,095	3,036,046	3,019,186	0
6170 Other Compensation	161,193	152,304	127,448	177,503	233,369	133,262	133,262	0
6190 Other Personal Services	8,069	5,778	6,061	3,040	6,437	9,579	9,579	0
6210 Professional Services	390,266	515,495	522,285	375,545	571,260	524,023	524,023	0
6213 Financial Services	7,600	7,980	8,379	0	8,379	8,798	8,798	0
6216 Cleaning Services	92,361	98,203	98,706	48,498	97,952	102,000	102,000	0
6217 Medical Services	1,018,481	807,417	847,765	493,405	1,053,970	785,190	733,251	0
6220 Utility Services	270,234	248,594	261,950	138,920	260,566	270,384	269,090	0
6221 Telephone Services	30,073	33,343	31,308	16,475	33,444	35,039	35,039	0
6240 Repair & Maintenance Serv	20	0	0	0	0	0	0	0
6242 Machinery & Equip R&M	28,730	44,710	37,400	9,805	20,000	37,400	37,400	0
6245 Grounds Repair/Maint	55,286	11,191	15,000	5,354	15,000	15,000	15,000	0
6246 Bldg Service Equip R&M	36,234	60,039	69,387	37,109	70,500	73,760	73,760	0
6247 Building Repair & Maintenance	28,795	28,544	30,000	8,677	25,000	35,000	35,000	0
6249 Sundry Repair & Maint	29,442	32,471	39,712	13,457	42,469	50,405	50,405	0
6260 Human Services	10,445	7,379	10,000	2,798	7,695	10,000	10,000	0
6310 Office Supplies	196,800	192,782	193,627	80,003	159,047	227,886	223,871	0

**ROCK COUNTY, WISCONSIN
P02 - 2022 BUDGET REPORT**

HS HEALTH SERVICES
32 ROCK HAVEN

Org Key and Description <u>Object Code and Description</u>	2019	2020	2021	Actual As of	12/31/2021	2022	2022	County
	<u>Actual</u>	<u>Actual</u>	<u>Budget</u>	<u>6/30/2021</u>	<u>Estimate</u>	<u>Department Request</u>	<u>Admin Recommends</u>	<u>Board Approved</u>
6320 Publications/Dues/Supscription	8,447	19,787	15,363	131	15,419	15,528	15,528	0
6330 Travel	3,199	1,195	3,325	3,022	4,056	3,325	3,325	0
6340 Operating Supplies	25,836	16,687	26,271	13,117	20,501	27,208	27,208	0
6400 Medical Supplies	175,548	270,355	171,814	135,572	166,000	171,500	171,500	0
6410 Cash Food	298,004	277,850	307,703	127,617	297,415	336,264	336,264	0
6420 Training Expense	28,868	9,090	26,794	9,719	26,100	32,188	32,188	0
6430 Recreational Supplies	15,638	16,544	17,591	8,690	17,400	18,444	18,444	0
6440 Rock Haven Supplies	350,174	345,289	343,756	165,370	329,743	346,668	346,668	0
6441 Employee Recognition	2,682	3,590	2,000	464	2,250	2,000	2,000	0
6470 Non Capital Outlay	0	0	0	0	0	12,954	12,954	0
6490 Other Supplies	65,710	41,304	68,752	16,157	66,900	3,252	3,252	0
6491 Unallocated Appropriation	0	0	(1,056,308)	0	(1,044,856)	(1,039,510)	(1,039,510)	0
6510 Insurance Expense	73,939	82,869	90,960	35,008	88,286	96,989	96,989	0
6533 Equipment Lease	0	0	1,000	64	0	1,000	1,000	0
6539 Other Rents & Leases	365,375	278,930	380,137	0	284,509	293,044	293,044	0
6540 Depreciation	1,069,429	1,060,624	1,056,308	522,339	1,044,856	1,039,510	1,039,510	0
6600 Debt Service	679,439	626,686	645,702	0	593,711	90,635	90,635	0
6710 Equipment/Furniture	46,291	19,465	7,500	7,062	7,062	52,941	52,941	0
6720 Capital Improvements	0	0	262,000	0	262,000	0	0	0
6990 Other	(42,449)	(18,645)	(256,000)	0	(256,000)	(34,145)	(34,145)	0
Total Expenditures	18,939,288	17,854,578	17,575,211	10,172,049	16,810,558	17,370,772	17,242,416	0
 COUNTY SHARE	 (6,896,941)	 (5,772,144)	 (4,195,294)	 (5,619,956)	 (5,330,207)	 (4,435,378)	 (4,307,022)	 0

**ROCK COUNTY, WISCONSIN
P02 - 2022 BUDGET REPORT**

HS HEALTH SERVICES
32 ROCK HAVEN

Org Key and Description	2019	2020	2021	Actual As of	12/31/2021	2022	2022	County
<u>Object Code and Description</u>	<u>Actual</u>	<u>Actual</u>	<u>Budget</u>	<u>6/30/2021</u>	<u>Estimate</u>	<u>Department</u>	<u>Admin</u>	<u>Board</u>
						<u>Request</u>	<u>Recommends</u>	<u>Approved</u>
3260 Donations								
Revenues:								
4600 Contributions	894	0	11,800	150	1,150	2,108	2,108	0
4690 Misc General Revenue	(1)	0	0	0	0	0	0	0
Total Revenues	893	0	11,800	150	1,150	2,108	2,108	0
Expenditures:								
6490 Other Supplies	894	0	11,800	575	1,150	2,108	2,108	0
Total Expenditures	894	0	11,800	575	1,150	2,108	2,108	0
 COUNTY SHARE	 (1)	 0	 0	 (425)	 0	 0	 0	 0

**ROCK COUNTY, WISCONSIN
P02 - 2022 BUDGET REPORT**

HS HEALTH SERVICES
32 ROCK HAVEN

Org Key and Description <u>Object Code and Description</u>	2019 <u>Actual</u>	2020 <u>Actual</u>	2021 <u>Budget</u>	Actual As of <u>6/30/2021</u>	12/31/2021 <u>Estimate</u>	2022 Department <u>Request</u>	2022 Admin <u>Recommends</u>	County Board <u>Approved</u>
Total For Location: ROCK HAVEN	(6,896,942)	(5,772,144)	(4,195,294)	(5,620,381)	(5,330,207)	(4,435,378)	(4,307,022)	0

**ROCK COUNTY, WISCONSIN
P02 - 2022 BUDGET REPORT**

HS HEALTH SERVICES
32 ROCK HAVEN

Org Key and Description <u>Object Code and Description</u>	2019 <u>Actual</u>	2020 <u>Actual</u>	2021 <u>Budget</u>	Actual As of <u>6/30/2021</u>	12/31/2021 <u>Estimate</u>	2022 Department <u>Request</u>	2022 Admin <u>Recommends</u>	County Board <u>Approved</u>
TOTAL FOR HEALTH SERVICES	(6,896,942)	(5,772,144)	(4,195,294)	(5,620,381)	(5,330,207)	(4,435,378)	(4,307,022)	0